




Have fun learning and playing with your child!



First, watch this week's video!

<https://bit.ly/3b4RXhh>



Bible Story

Easter
(Matthew 26:20-30;
27:45-50; 28:1-7)

Remember This

"How wide and long and high
and deep is the love of Christ."
Ephesians 3:18, NIV

Say This

Who wants to be your
friend forever?
Jesus wants to be my
friend forever.

Activity

One, Two, Three

What You Need

No supplies needed.


What You Do

Have your children stand with you in an open area of your home. Invite them to count to three then do a movement. For example, "One, two, three," jump!

Possible movements: jump, twist, clap hands, stomp, run in place, jazz hands


Say, "What an amazing story! Can you remember how many days went by after they put Jesus in a tomb? (*Pause.*) Yes, three days went by. Let's play a fun game while we count to three. We'll count to three and then do a fun movement. Let's try one together. First, we will jump. Here we go! One, two, three, JUMP! Great job! Let's do another one! (*Continue and finish activity.*)

"Great job! In today's story, some angry men took Jesus away and hurt Him so badly that He died. Three days went by. On the third day, Jesus came back, just like He said He would! Jesus is alive and He wants to be your friend forever! **Who wants to be your friend forever? Jesus wants to be my friend forever!**"




Prayer

Dear God, thank You for sending Jesus to be our friend forever. Thank You that He came back and will always love us, no matter what. Thank You again for our friend, Jesus. We love You, God. In Jesus' name, amen.



Have fun learning and playing with your child!



First, watch this week's video!

<https://bit.ly/302Hblm>

Bible Story

Breakfast on the Beach
(John 21:1-14)

Remember This

"How wide and long and high and deep is the love of Christ."
Ephesians 3:18, NIV

Say This

Who wants to be your friend forever?
Jesus wants to be my friend forever.

Activity

Shore

What You Need

Blue towel, plush friend, and a small basket or pan

What You Do

Lay the towel in an open area of your home to be the water. Place the plush friends in the basket/pan and place the basket in the middle of the towel to be a boat.


Act out the Bible story by bringing the plush friend to shore. Once the boat is on shore, remove the friend and have a pretend picnic. Repeat several times.

Say, "Look, our friend is in a boat in the water just like the men were in our story today. Let's push the boat to the shore. When the boat is on shore, you can place your friend on dry land and have a picnic just like they did in our story today. Who had a picnic in our story? (*Pause.*) That's right—Jesus and His friends.

"Jesus' friends were so happy! Jesus came back! And He was making them breakfast! Jesus and His friends sat around the fire, eating their breakfast together. It was the best day ever! Jesus wanted His friends to see that He is alive and He wants to be their friend forever.

"And guess what the best part of the story is? Jesus is alive, and He wants to be YOUR friend forever, too! **Who wants to be your friend forever? Jesus wants to be my friend forever!**"

Prayer



Dear God, thank You for giving us Jesus. He is the best friend ever. Thank You for the Bible and all of the true stories that teach us how great a friend Jesus is. We love how Jesus made fish and bread for breakfast for His friends. Thank You for sending Jesus to be our friend forever. We love You, God. In Jesus' name, amen.



Have fun learning and playing with your child!



First, watch this week's video!

<https://bit.ly/3q4qL6x>



Bible Story

Early Church
(Acts 2:42-47)

Remember This

"How wide and long and high and deep is the love of Christ."
Ephesians 3:18, NIV

Say This

Who wants to be your friend forever?
Jesus wants to be my friend forever.

Activity

Sharing Spoons

What You Need

Plastic spoons and a pair of balled-up socks

What You Do

Give everyone playing a spoon. Place the balled-up socks in your spoon and then transfer them to your child's spoon. Challenge your child to share the socks by transferring them from their spoon back to yours or another family member's. Include as many family members as possible and share the socks as long as you can without dropping them. Then, do it again!

Say, "Jesus showed His love by sharing, and that's what His friends did, too. I have a fun game for us to play about sharing!"

"I have some socks that I'm going to put on my spoon. Then, I'm going to share them by giving them to you on your spoon. (*Demonstrate.*) Can you share with somebody else (or back to me)? Try not to drop them! (*Do activity.*)"

"Great job sharing. The people in our Bible story today shared too. They spent a lot of time together. They ate together, talked, laughed, and praised God together. They loved each other because Jesus loved them. We can be friends like Jesus and share so that everyone knows that Jesus loves them and wants to be their friend forever. **Who wants to be your friend forever? Jesus wants to be my friend forever!**"



Prayer

Dear God, thank You for giving us the things we need. Help us share with people like Jesus taught us to so they will know how much Jesus loves them and wants to be their friend forever. We love You, God. In Jesus' name we pray, amen.



Have fun learning and playing with your child!



First, watch this week's video!

<https://bit.ly/3pYNYHe>



Bible Story

Great Commission
(Matthew 28:16-20)

Remember This

"How wide and long and high
and deep is the love of Christ."
Ephesians 3:18, NIV

Say This

Who wants to be your
friend forever?
Jesus wants to be my
friend forever.

Activity

Tell

What You Need

Low step stool or small sturdy box

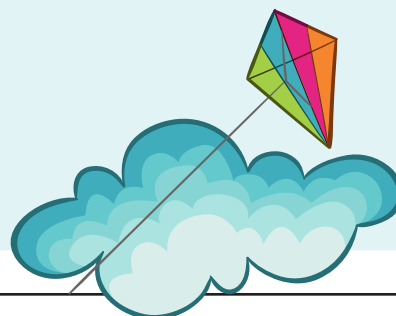
What You Do

Place the stool or box in various areas around your home. Stand with your child as they step on the stool or box and shout, "Jesus wants to be my friend forever!" Then, you take a turn too. Everyone in the family can participate.

Say, "In today's story, we learned that Jesus wants everyone, everywhere to know that He loves them and wants to be their friend forever.

"Let's take turns standing on the stool and shouting **Jesus wants to be my friend forever!** Let's practice telling everyone all about Jesus! We can start in the kitchen. Then, we can go in your room and practice too. *(Do activity.)*

"That was so much fun! Jesus wants us to do an important job and tell everyone all about Him. **Who wants to be your friend forever? Jesus wants to be my friend forever!**"



Prayer

Dear God, we want everyone, everywhere to know that Jesus loves them and wants to be their friend forever. Please help us go tell everyone about Jesus. We love You, God. In Jesus' name we pray, amen.