


Have fun learning and playing with your child!

First, watch this week's video!



Bible Story

Moses' Mom
(Exodus 1:22–2:10)

Remember This

"We have the Lord our
God to help us."
2 Chronicles 32:8, NLT

Say This

Who is always with you?
God is always with me.

Activity

Find the Baby

What You Need

Paper plates (green ones, if possible), marker


What You Do

Draw a smiley face or a baby on the bottom of one paper plate. Scatter the paper plates around the room. Send your child on a search to find the baby by flipping all of the paper plates. Gather them up and do it again.

Say, "Let's play a game! Do you see these plates scattered all over the floor? There's something special on the bottom of one of the plates. See if you can find it!"

"You found the plate! What do you see? *(Pause.)* Yes, a baby! It's Baby Moses. In our story, Moses was hidden in a basket. His mother and his sister were so brave. They didn't know what would happen. Do you remember who found the baby? *(Pause.)* Yes, the princess! She needed help taking care of Baby Moses so his sister Miriam said Moses' mom could do it!"

"God was with Moses' mother and his sister, Miriam, and He is with us, too! He will help us all be brave! Tell me, **Who is always with you? God is always with me.**"




Prayer

Dear God, You are so amazing and wonderful. There is no one else like You. Thank You for loving us and always being with us. Thank You for helping us be brave. We love You, God. In Jesus' name, amen.

Have fun learning and playing with your child!

First, watch this week's video!



Bible Story

Deborah
(Judges 4 and 5)

Remember This

"We have the Lord our
God to help us."
2 Chronicles 32:8, NLT

Say This

Who is always with you?
God is always with me.

Activity

Teaching Under the Tree

What You Need

Several plush friends

What You Do

Determine where your pretend tree will be. If you have a potted plant in your home, you could also pretend that is a tree. Invite your child to gather plush friends and place them under the "tree" to teach them things.

Say, "Let's find some plush friends that we can teach! We can put them over here and pretend we are under a tree like Deborah was in our story. Then, you can teach them many different things! Can you teach them how to count to five? Nice job. Let's teach our friends how to say our ABC's! (Continue with other things your child knows.)"

"In today's story, we heard about a lady named Deborah who was the leader of all God's people. She was their judge. Every day, she would stand under a tree. People would come and ask her what to do. Deborah knew God was with her. She trusted God to help her be wise and tell the people the right thing to do. When God is with you, He helps you be wise and do the right things, too. **Who is always with you? God is always with me.**"



Prayer

Dear God, Thank You for the Bible. It is full of so many stories about people You have helped, like Deborah. You were always with her and helped her be a wise leader. We believe You are always with us and will help us, too. You are the best, God, and we love You. In Jesus' name, amen.

Have fun learning and playing with your child!

First, watch this week's video!



Bible Story

Rahab and the Spies
(Joshua 2:1-22; 6:22-25)

Remember This

"We have the Lord our
God to help us."
2 Chronicles 32:8, NLT

Say This

Who is always with you?
God is always with me.

Activity

Colors Match

What You Need

Paper, crayons

What You Do

Cut your paper into rectangles and color each one a different color. Be sure one of them is red. Spread the rectangles out on the table or floor with the matching crayons in a pile nearby. Encourage your child to match the crayons from the pile to the colored rectangles. Scoop up the crayons, move the rectangles around, and do it again.

Say, "Let's match some colors today! We have a pile of crayons that are all different colors. We have rectangles that are all different colors. Let's choose a crayon from the pile. Can you tell me the color of that crayon? Yes, it is [color]. Let's look for the rectangle that is the same color and put the crayon on top! Let's do another one! *(Continue and repeat if desired.)*

"You are so good with your colors. Can you point to the red crayon? Nice job! In today's story, we heard about a lady named Rahab who helped hide and get the two spies from God's army out of the city of Jericho. What was the color of the rope she hung in her window? *(Pause.)* Yes! It was red just like this crayon.


"God was with Rahab when she was helping the spies and gave her courage. God is always with you, too. **Who is always with you? God is always with me.**"



Prayer

Dear God, You are the best! There is no one like You. Help us remember that no matter where we go or what we do, You are with us. We don't have to be afraid because we are never alone. You're awesome God. In Jesus' name we pray, amen.

Have fun learning and playing with your child!



First, watch
this week's
video!



Bible Story

Esther
(Esther 2:2–8:17)

Remember This

"We have the Lord our
God to help us."
2 Chronicles 32:8, NLT

Say This

Who is always with you?
God is always with me.

Activity

I Am Strong Obstacle Course

What You Need

Items from your home to use as obstacles: play tunnel/large cardboard box, table, chair, trash can, blocks, masking tape, hula hoop, etc.

What You Do

Set up four or five different obstacles in a row for your child to run through using items in your home.

- Crawl through the tunnel.
- Crawl under the table.
- Run between two chairs or around one chair.
- Run around the trash can.
- Stack a few blocks in a pyramid and have the children hop over them.
- Tape four X's in a zig zag pattern on the floor. Child will hop from X to X.
- Lay the hula hoop on the floor for your kid to jump in and out of.

Run through the course first to show your child what to do at each obstacle. Then, encourage your child to show their strength by running through the obstacle course. Repeat as many times as desired.

Say, "Let's see how strong you are! I have an obstacle course for us to run through. Let me show you what to do! (*Demonstrate.*) Are you ready? Go! (*Complete course as many times as desired.*)"

"Wow! You are so STRONG! Way to go! We heard a story today about a queen named Esther. She was strong because God was with her. When God is with me, I can be strong, and you can, too. I'm so glad to know that God is always with me. **Who is always with you? God is always with me.**"

Prayer

Dear God, There is no one else like You. Only You can always be with us wherever we go. We can go anywhere, and You will still be with us. You being with us makes us strong and brave, wise and courageous! You are amazing, and we love You very much. In Jesus' name, amen.